

User Manual

Assistive device: Easy-Up

Type: V05

Serial:

400-series

Models:

EB-450 (battery version)

ER-450 (rechargeable)

EB-470 (battery version)

ER-470 (rechargeable)



ORIGINAL USER MANUAL				CE	Document no.: 400s-1020
Title: Easy-Up, V05			Function: Holding/fixing of items		Reference doc: -
Manufacturer: HandiGood ApS	Responsible: JJ/MD/PK/RL	Revision: 27/10/2020	Version: v1.5	Setup: Level, dry, clean surface	Page 2 of 16

1.) INTRODUCTION	5
2.) OVERVIEW - PURPOSE & APPLICATIONS	5
3.) OBTAINING DOCUMENTATION & INFORMATION.....	8
4.) EASY-UP MODELS.....	8
5.) START USING THE EASY-UP	10
6.) TECHNICAL SPECIFICATIONS.....	13
7.) RETURNS/REPAIRS OR COMPLAINTS REGARDING MALFUNCTION(S).....	14
8.) SAFE DISPOSAL.....	14
9.) EF-DECLARATION OF AGREEMENT	15

Disclaimer

Copyright © 2014-2021 by HandiGood ApS

All rights reserved. No part of this publication may be reproduced, distributed, or transmitted in any form or by any means, including photocopying, recording, or other electronic or mechanical methods, without the prior written permission of the publisher. For permission requests, please contact the publisher, addressed "Attention: Permissions Coordinator," at the address below.

HandiGood ApS
Ørnevej 3-5
DK-7860 Spøttrup
Danmark

Email: info@handigood.com
Web: <https://handigood.com/>

Manufacturing contact: Mr John Jensen, Technical Director
Phone: +45 21 96 94 67

Trademarks

Trademarks, copyrights and patents protect different types of intellectual property. Trademarks protect our brand names and company logos used on our devices, packaging and marketing materials (incl. our website). Copyright protects this original user manual. Patents protect our inventions.

All the following trademarks are the properties of their respective owners as listed below. Should any trademark attribution be missing, mistaken or erroneous, please contact us as soon as possible for rectification via email to accounts@handigood.com.


HandiGood ApS - Manufacturers

HandiGood®, Easy-Up®, Easy-Drink™, Easy-Rings™, Easy-Egg™, Easy-Open™ and Easy-Release™.

Manufactured in accordance with the DIRECTIVE 2006/42/EC OF THE EUROPEAN PARLIAMENT AND OF THE COUNCIL of 17 May 2006 on machinery, along with the low voltage Directive 95/16/EC and the EMC Directive (2004/108 / EC) - on electromagnetic compatibility - concerning "electrical noise" from machinery, apparatus and other equipment.

D.IN.E. ApS / Develop IN Europe Limited – internationalisation, marketing/sales

D.IN.E.™, Develop IN Europe™, Develop IN Asia Pacific™, Onsite for your business™.

ORIGINAL USER MANUAL					Document no.: 400s-1020
Title: Easy-Up, V05			Function: Holding/fixing of items		Reference doc: -
Manufacturer: HandiGood ApS	Responsible: JJ/MD/PK/RL	Revision: 27/10/2020	Version: v1.5	Setup: Level, dry, clean surface	Page 4 of 16

Patent Pending

Relating to application numbers:


- **PA 2020 70673** (ref. 03285-DK-P) - A HOLDER AND METHOD FOR SECURING AN ITEM BY SUCTION; and
- **PA 2020 70674** (ref. 03286-DK-P) - METHOD FOR SECURING AND RELEASING AN ITEM BY SUCTION.

Sources:

- *NPS - Nordic Patent Service A/S*
- *DKPTO - Danish Patent and Trademark Office, Ministry of Trade and Industry (Danish, PVS - Patent- og Varemærkestyrelsen)*

Internationally, the meaning of the expression “our Easy-Up patent is pending” varies depending on the national laws of each country. However, in principle this term is used in reference to:

- The legal status of HandiGood’s Easy-Up patent application - “notice given (by the relevant intellectual property office in Copenhagen, Denmark) that an application for a patent has been filed and that legal protection (including retroactive rights) are likely to be forthcoming”.
- A warning notice that is attached to our products to inform the public that an application for a patent relating to the Easy-Up innovation has been legitimately filed and to ward off potential infringers; even if not compulsory, such a notice will be particularly relevant in court infringement proceedings. On the other hand, in most countries/international jurisdictions we are henceforth allowed to apply the term “patent pending” to our Easy-Up products only if there is, in fact, a pending patent application, which there is. If our products are marked with “patent pending”, and had there been no associated patent application, most national laws in the EU countries sanction this behaviour, usually under present-day competition laws as well as international patenting laws.

ORIGINAL USER MANUAL					Document no.: 400s-1020
Title: Easy-Up, V05			Function: Holding/fixing of items		Reference doc: -
Manufacturer: HandiGood ApS	Responsible: JJ/MD/PK/RL	Revision: 27/10/2020	Version: v1.5	Setup: Level, dry, clean surface	Page 5 of 16

1.) Introduction

Welcome to the Easy-Up User Guide. This user guide is designed to provide documentation for people of all ages, who will be using an Easy-Up from time-to-time or on a daily/regular basis. This document is designed to be read by any user of our HandiGood Easy-Up (incl. product accessories), as most users will understand the features documented here. Repairs, maintenance and appropriate product disposal are also covered in separate sections of this guide.


2.) Overview - Purpose & Applications

HandiGood is a multinational electronics company that designs, develops and sells assistive devices internationally. HandiGood was founded by Danish inventor, John Jensen in October 2014. Following an operation and a three-week ban on using his right hand gave Mr Jensen an idea. He needed something that could hold everyday products, like a jar of jam or gherkins, in place. so he could open the object with just one hand. But there were no suitable products available on the market. The result was our Easy-Up, which marked the start of the company HandiGood, which since its inception has operated by backing the basics of socio-economic principles. To this day, HandiGood continues to employ flex workers, Government subsidised/partly funded workers, people wanting work experience, (early) retirees on a casual basis and we work closely with non-profit, incorporated societies dedicated to enriching the lives of people with disabilities through meaningful work.

Proudly bearing the “Danish Design” symbol and “Made in Denmark” quality mark, the Easy-Up is manufactured by HandiGood at our bespoke and Total Mobility-friendly factory facilities in Oddense, Spøttrup, which is part of Skive municipality (Danish, Skive Kommune) in Region Midtjylland at the base of Salling Peninsula, a part of the larger Jutland peninsula in northwest Denmark.

Our Easy-Up assistive device is a specially designed device, designed to assist people who have difficulties performing daily activities. The Easy-Up furthermore promotes healthy and independent ageing. It can be applied in different situations. Commonly used devices can be classified into the following categories:

- Dressing (putting on/taking off clothing, socks and shoes):
 - Suitable for people/elderly with reduced limb mobility.
- Feeding:
 - Suitable for people/elders with impaired hand mobility and agility such as stroke patients and osteoarthritis of hand(s).
- Drug management:
 - Suitable for people/elders with impaired memory and hand functions.
- Daily living, incl. personal hygiene and home safety:
 - Suitable for people/elders with impaired mobility, so as to avoid home accidents.
 - Suitable for people/elders with impaired hand functions e.g. stroke patients, osteoarthritis, Parkinson’s disease, e.g. jar/multi-purpose opening functionality needs.


ORIGINAL USER MANUAL					Document no.: 400s-1020
Title: Easy-Up, V05			Function: Holding/fixing of items		Reference doc: -
Manufacturer: HandiGood ApS	Responsible: JJ/MD/PK/RL	Revision: 27/10/2020	Version: v1.5	Setup: Level, dry, clean surface	Page 6 of 16

- To reduce the risk of home accidents
- Mobility:
 - Holding, fixing, lifting and transfer of items.
 - Impaired/ elderly and caregivers can consider the Easy-Up device to enhance safety.
NB! It is advisable that you consult your Occupational Therapist for assessment and training before deciding on practical uses.

The Easy-Up is the flagship product in our broad range of assistive devices for activities of daily living. Since 2014, our innovative home care equipment Easy-Up product range has been assisting in a multitude of segments:

- Seniors, the elderly /arthritis;
 - Have you lost the strength in your arm and/or hand? Or do you have arthritis causing you pain, sore joints and problems opening items or difficulties hanging on to a bowl while stirring/mixing your food?
 - Do you need help from caregivers, your children, grand-children or neighbours?
 - Would you like to handle things on your own?
- The physically impaired and handicapped;
 - Are you paralysed? Do you suffer from muscular dystrophy, spasms, water syndrome, etc.
 - Do you depend on help from others?
 - Do you get annoyed by not being able to handle certain chores?
 - Would you love to handle more things on your own?
 - Are you dreaming about an easier daily life with higher quality of life?
- Life after an accident;
 - Have you been in an accident having lost the movement or strength in your arms or hands? Have you severely damaged, or lost, an arm, hand or finger?
 - Can you now not do what you previously could?
 - Do you depend (heavily) upon help from others?
 - Would you like to handle certain things single-handedly after your accident?
- General safety in the home, including ensuring that children are safe in the kitchen (around hot items, food safety, etc.);
 - Most families with children know how, if feels “to miss” an extra hand in the kitchen, when cooking, baking, preparing lunch packs and so on...
 - How to avoid that the pot, casserole or bowl tips over spilling warm liquids on the kids?
 - How to stir the porridge, make mashed potatoes, whip the cream and prepare the hot chocolate with kids around?
 - How to make it more relaxing and manageable to have children in the kitchen, and around the home, in general?

Regardless, whether you are handicapped, have been in an accident, are an elderly person with or without arthritis, or if you want your children to learn about safety in the home and for them to be safe in and around the kitchen, HandiGood’s Easy-Up can most definitely help you:


ORIGINAL USER MANUAL					Document no.: 400s-1020
Title: Easy-Up, V05			Function: Holding/fixing of items		Reference doc: -
Manufacturer: HandiGood ApS	Responsible: JJ/MD/PK/RL	Revision: 27/10/2020	Version: v1.5	Setup: Level, dry, clean surface	Page 7 of 16

- To bake and mix ingredients in all kinds of bowls in all sizes, with just one hand
- To cook and stir in all kinds of pots and pans, with just one hand
- To avoid tipping bowls and hot crocks as they are fixed firmly on the heat resistant Easy-Up platform
- To easily open jars of jam/marmalade, gherkins and any types of screw top jars, glasses and containers with lids, all simply one-handed
- To fix milk cartons, juice bottles, sodas, all types of jugs and flasks and open it all with just one hand
- To effortlessly open all kinds of screw tops
- To peel an egg with the Easy-Egg accessory cup, with just one hand
- To easily remove all kinds of difficult wrappings and packaging on food products
- To easily insert hot food trays into the oven and remove them again (Easy-Grip) and to enjoy your meal without a mess and avoiding burning yourself, all with one hand
- To become more independent, in general
- To increase your overall quality of life
- ... and much, much more...

HandiGood has developed the Easy-Up with an eye for improving the quality of life of all the people, who use it. In bringing the Easy-Up to everyone around the world, who needs a helping hand, the product has been endorsed by multiple organisations over the years. For example, HandiGood has been a member of WelfareTech since October 2015, and a multitude of diverse user groups have all contributed to the development and ongoing improvements of the Easy-up:

- The Arthritis Association (Danish, Gigtforeningen).
- Danish Seniors (Danish, Danske Seniorer).
- DaneAge Association (Danish, Ældresagen).
- The Osteoporosis Association (Danish, Osteoporoseforeningen).
- Multiple Sclerosis Society (Danish, Scleroseforeningen).
- Lit. Muscular Dystrophy Foundation (Danish, Muskelsvindsfonden).
- Parkinson Disease Association (Danish, Parkinsonforeningen).
- The National Psoriasis Foundation (Danish, Psoriasisforeningen).
- Epilepsy | Neurological Foundation (Danish, Epilepsiforeningen).
- Stroke Foundation, People Affected by Blood Clots / Bleeding on the Brain (Danish, Hjernesagen).
- National Spastics Society (Danish, Spastikerforeningen).
- Danish HealthTech / WelfareTech Collaborative Innovation Network (Danish, Klynge for Sundhed- og Velfærdsteknologi).

As age increases, the physical capabilities as well as self-care abilities gradually declines. Elderly people can use various types of assistive devices to help with daily activities and to maintain functional independence despite physical and cognitive decline. Caregivers can, on the base on the needs of the elderly, select the appropriate assistive devices, to enable the elder to live safely, independently and happily, thus improving self-confidence, self-image and self-care abilities.

ORIGINAL USER MANUAL					Document no.: 400s-1020
Title: Easy-Up, V05			Function: Holding/fixing of items		Reference doc: -
Manufacturer: HandiGood ApS	Responsible: JJ/MD/PK/RL	Revision: 27/10/2020	Version: v1.5	Setup: Level, dry, clean surface	Page 8 of 16

3.) Obtaining Documentation & Information

3.1) Internet

The latest version of the documentation is available at the following address:

<https://www.handigood.com/>

3.2) Ordering Documentation

Documentation, user instructions and technical information can be ordered by calling HandiGood ApS at +45 22 78 30 40.

3.3) Documentation Feedback

If you are reading HandiGood's product documentation on the internet, any comments can be submitted via the contact us page. Comments can also be sent to accounts@handigood.com.

We appreciate and welcome all your comments.






4.) Easy-Up Models


The Easy-Up product range - specifically the 400-series - consists of a core unit made of an impact resistant ABS plastic housing and contains a vacuum pump. Battery-operated and rechargeable versions are available.



- Models EB-450 and EB-470 include:
 - Base unit, 9V battery, ready for operation.
- Models ER-450 and ER-470 include:
 - Base unit, battery (rechargeable), pre-charged, ready for operation plus switching power supply AC/DC adapter:
 - Input: AC 100 ~ 240V 50/60 Hz 0.5A max.
 - Output: DC 12V 1000mA.
 - Colour: Black.

ORIGINAL USER MANUAL				CE	Document no.: 400s-1020
Title: Easy-Up, V05			Function: Holding/fixing of items		Reference doc: -
Manufacturer: HandiGood ApS	Responsible: JJ/MD/PK/RL	Revision: 27/10/2020	Version: v1.5	Setup: Level, dry, clean surface	Page 9 of 16

4.1) Optional Accessories

	<ul style="list-style-type: none"> • EE-400 Easy-Egg™ 	<ul style="list-style-type: none"> • 1 egg holder for easy peeling of soft / medium / hard boiled eggs.
	<ul style="list-style-type: none"> • EW-400 Easy-Warm™ 	<ul style="list-style-type: none"> • 2 silicone rings to support hot pots, pans, crocks, etc. (max. 200°C).
	<ul style="list-style-type: none"> • ED-400 Easy-Drink™ 	<ul style="list-style-type: none"> • Set of 2 fixing cups for the reception of PET 500mL (plastic bottles) + 1L (Tetra Pak) + 330mL and ½L bottles.
	<ul style="list-style-type: none"> • EO-400 Easy-Off™ 	<ul style="list-style-type: none"> • Handy device for opening screw-cap bottles and other jars/containers • Currently out of production. Contact your local dealer for more information.
	<ul style="list-style-type: none"> • ER-400 Easy-Release™ 	<ul style="list-style-type: none"> • Essential device for releasing the vacuum (1st time opening) of screw top glass (food) preserving jars

ORIGINAL USER MANUAL					Document no.: 400s-1020
Title: Easy-Up, V05			Function: Holding/fixing of items		Reference doc: -
Manufacturer: HandiGood ApS	Responsible: JJ/MD/PK/RL	Revision: 27/10/2020	Version: v1.5	Setup: Level, dry, clean surface	Page 10 of 16

	<ul style="list-style-type: none"> EM-400 Easy-Mini™ 	<ul style="list-style-type: none"> Set of 2 neoprene rings used for instance for pill-glasses, butter, and spice jars
	<ul style="list-style-type: none"> EC-400 Easy-Cover™ 	<ul style="list-style-type: none"> Set with 5 protective covers to prevent your Easy-Up from getting dirty.

4.2) Principal Functionalities

The vacuum process is started by switching on the unit at the integrated switch. The neoprene rubber support surface of the Easy-Up seals the bottom of the fitted object from the outside. While the pump is running, this vacuum is maintained, hence holding the object firmly in place on the platform, as well as keeping the Easy Up securely fixed to the work surface.

For relief of the vacuum, simply switch of the built-in pump and the object releases (instantaneously EB-470 and ER-470 and after three (3) seconds for models EB-450 and ER-450).


5.) Start Using the Easy-Up

5.1) Unpacking & Setting up

1. Take the Easy-Up device out of the box.
2. Remove its outer wrapping and any other packaging, covering materials (such as foils, filling material, cable holders, etc.).
3. Check the content of the package to ensure that it is complete.
4. Check the device for any transport damage to avoid any hazards.
In the unlikely event that the content of the box is incomplete, or damage is visible, please do not start operating the device and contact HandiGood / your local dealer.

5.2) Use of Easy-Up EB-450 and EB-470 (battery-powered versions)

The device is powered by a 9V block battery, which has already been inserted by our factory/dispatch.

ORIGINAL USER MANUAL					Document no.: 400s-1020
Title: Easy-Up, V05			Function: Holding/fixing of items		Reference doc: -
Manufacturer: HandiGood ApS	Responsible: JJ/MD/PK/RL	Revision: 27/10/2020	Version: v1.5	Setup: Level, dry, clean surface	Page 11 of 16

5.2.1) Operation

5.2.1.1) Use

- Switch on the device - can you hear, if the engine is running? Then the unit is ready for operation; switch off the device.
- Next, position the object on the platform so the object covers the central suction hole.
- Turn on your Easy-Up at the switch.
You will now hear the vacuum pump in operation and the suction process will start.
After a brief moment, the object is automatically fixed in place.
NB! You can support the suction system by gently pushing down on top of the object with one finger or use the palm of your hand to secure the object to the suction platform.

5.2.1.2) After Use

- Switch off the device, and the suction process is interrupted.
The object can then be removed from the platform after use (instantaneously EB-470 and ER-470) and after three (3) seconds for models EB-450 and ER-450).

5.2.1.3) Replacing the Battery

If you encounter a loss of performance, it is likely that the battery needs replacing. A flap on the underside of the Easy-Up housing gives access to the installed battery.

5.2.1.3.1) Proceed as follows

1. Remove the screwed-in rectangular cover of the battery compartment on the bottom of the device (to open, you will need a Phillips screwdriver).
2. Insert a fresh 9V block battery (use a long-lasting lithium battery for optimal performance).
3. Close and secure the battery compartment again with the Phillips screw.
4. Switch on the device - can you hear, if the engine is running? Then the unit is ready for operation.


5.3) Use of Easy-Up ER-450 and ER-470 (rechargeable versions)

The device is powered by an 8.4V Ni-MH battery in the size of a 9V block battery, which is already installed at delivery. The battery is pre-charged.

5.3.1) Operation

5.3.1.1) Use

- Switch on the device - can you hear, if the engine is running? Then the unit is ready for operation; switch off the device.
NB! For the maximum operating time after the first start-up, it is recommended that you recharge the device fully.
- Next, position the object on the platform, so that the object covers the central suction hole.

ORIGINAL USER MANUAL					Document no.: 400s-1020
Title: Easy-Up, V05			Function: Holding/fixing of items		Reference doc: -
Manufacturer: HandiGood ApS	Responsible: JJ/MD/PK/RL	Revision: 27/10/2020	Version: v1.5	Setup: Level, dry, clean surface	Page 12 of 16

- Turn on your Easy-Up at the switch.
You will now hear the vacuum pump in operation and the suction process will start.
After a brief moment, the object is automatically fixed in place.
NB! You can support the suction system by gently pushing down on top of the object with a finger or by using the palm of your hand to secure the object to the suction platform. You can already use the device during charging. The charging time will increase slightly with use, in general the charging process is finished after 2 hours at most.

5.2.1.2) After use

- Switch off the device, and the suction process is interrupted.
The object can then be removed from the platform after use (instantaneously EB-470 and ER-470) and after three (3) seconds for models EB-450 and ER-450).

5.4) Easy-Up Restrictions of Use

The Easy-Up is intended for fixing of objects in standard packaging such as tins, glasses, bottles, drink containers, cookware and the like. The device may only be used in safe operating conditions, in order to avoid any potential dangers/hazards.

5.4.1) Fundamental Restrictions

- Easy-Up must not be operated in a visibly defective condition, e.g. with a broken housing.
- Easy-Up should not be used, if there is any doubt about the success of an intended use.
- Easy-Up must not be left switched on continuously.
- Easy-Up must not be used to fix body parts.
- Easy-Up must not be cleaned in the dishwasher.
- Easy-Up must not be used on the hot stove, in a hot oven or in the microwave.
- Easy-Up must not be used to absorb any liquids.
- Easy-Up must not be used in the medical field.
- Easy-Up must not be used in contact with flammable and/or explosive liquids.
- Easy-Up must not be used unattended by children.
- Easy-Up is not intended for commercial use.

5.4.2) Further Restrictions

5.4.2.1) Operating Range

- For optimal fitting on the suction platform, the Easy-Up must be placed on a flat, clean and dry surface.
- The horizontal inclination during operation should not exceed 5 degrees.

5.4.2.2) Load Capacity

- Easy-Up can be used with up to 5 kg load.

ORIGINAL USER MANUAL				CE	Document no.: 400s-1020
Title: Easy-Up, V05			Function: Holding/fixing of items		Reference doc: -
Manufacturer: HandiGood ApS	Responsible: JJ/MD/PK/RL	Revision: 27/10/2020	Version: v1.5	Setup: Level, dry, clean surface	Page 13 of 16

- The silicone rings (Easy-Rings) must **not be used** for objects with a **temperature of more than 200°C**.

5.4.2.3) Cleaning

- Easy-Up should **only** be cleaned, when switched off.
- Easy-Up must not be disassembled.
- In case of a defect, the device should be sent to the manufacturer for repair/replacement.

5.4.2.4) Operation

- Easy-Up should not be used by persons, who have not read and understood the operating instructions.

5.4.2.5) Lifetime

- HandiGood recommends replacing the silicone rings, which you place on the suction platform, annually, to ensure sufficient operation.

5.4.2.6) Ambient Temperature

- Easy-Up can be operated at an ambient temperature in the range of 10 to 40 degrees Celsius.

5.4.2.7) Indoor/Outdoor Application

- Easy-Up is developed for indoor use, outdoor use is discouraged.

5.4.2.6) Weather Conditions/Humidity

- Easy-Up can be operated in environments with up to 100% humidity.

5.4.2.6) Use in Explosive/Hazardous Areas

- Easy-Up must not be used in hazardous areas.

6.) Technical Specifications

- Weight [kg] 0.4
- Dimensions (Ø x h) [mm] 165 x 42
- Ambient temperatures [°C] 10 to 40°
- Noise emission [dB (A)] 79 dB (A)
- Pressure-generated (Vacuum) -50 Kpa
- EB-450 / EB-470 Battery 9V block size 6LR61
- ER-450 / ER-470 Battery (rechargeable) 8.4V in 9V block size 6LR61

ORIGINAL USER MANUAL				CE	Document no.: 400s-1020
Title: Easy-Up, V05			Function: Holding/fixing of items		Reference doc: -
Manufacturer: HandiGood ApS	Responsible: JJ/MD/PK/RL	Revision: 27/10/2020	Version: v1.5	Setup: Level, dry, clean surface	Page 14 of 16

7.) Returns/Repairs or Complaints Regarding Malfunction(s)

In the event of a necessary repair, please contact us before shipping your Easy-Up back to us. This way, we can assign a repair number (service ticket) and shipping address, prior to the dispatch.

7.1) Instructions on How and Where to Ship, will be given in return

Devices sent to HandiGood for repair, without a previously assigned repair number (service ticket) will not be processed and returned freight collect.

Service Hotline

+45 22 78 30 40

Mo-Fr 08:00 AM to 03:30 PM

8.) Safe Disposal

8.1) Meaning of the “Rubbish Bin” Symbol




Protect our environment!

Electrical appliances do not belong in the household waste!

Use the collection points provided for the disposal of electrical appliances and hand in your electrical appliances there, which you will no longer use. This will help to avoid the potential effects on the environment and human health caused by incorrect disposal. In doing so, you are making your contribution to reuse, recycling and other forms of recovery of **WEEE**. Information on where to dispose of the equipment can be obtained from your local authority or municipal authorities.

ORIGINAL USER MANUAL				CE	Document no.: 400s-1020
Title: Easy-Up, V05			Function: Holding/fixing of items		Reference doc: -
Manufacturer: HandiGood ApS	Responsible: JJ/MD/PK/RL	Revision: 27/10/2020	Version: v1.5	Setup: Level, dry, clean surface	Page 15 of 16

9.) EF-DECLARATION OF AGREEMENT



**HANDI
GOOD**
- den hjælpende hånd!

**CE- DECLARATION OF AGREEMENT for
MACHINERY DIRECTIVE 2006/42/EG**

Producer:

HandiGood ApS, Knastvej 3, Oddense, 7860 Spøttrup, Skive, Danmark

The producer hereby declares that

Product(s)/Model: Easy-Up

Type: EB-450, EB-470, ER-450 and ER-470

Produced: from 2020

Function: Machine for fixing of housekeeping devices

are produced in agreement with EU directive 2006/42/EF – Machinery directive from Mai 17th, 2006 and the Low Voltage Directive 2014/35/EU (former 95/16/EG) and the EMC Directive 2014/30/EU (former 2004/108/EG) - on electromagnetic compatibility - concerning "electrical disturbances" of machinery, equipment and other installations.


The System consist of


- Platform with suction engine
- Suction pad

DK-7800, Skive, February 28th, 2021

Name: John Jensen

Occupation: Technical Director

Signature: 

ORIGINAL USER MANUAL					Document no.: 400s-1020
Title: Easy-Up, V05			Function: Holding/fixing of items		Reference doc: -
Manufacturer: HandiGood ApS	Responsible: JJ/MD/PK/RL	Revision: 27/10/2020	Version: v1.5	Setup: Level, dry, clean surface	Page 16 of 16

9.2) WEEE Registration

EASY-UP from Handigood is registered for safe disposal and recycling in multiple countries throughout Europe.

The EU's regulations on electrical and electronic waste are determined by the WEEE-directive, which was changed in 2012 (EU-directive 2012/19/EU).



The WEEE-directive encourages that all EU member states introduce regulations on gathering and processing WEEE.

Germany:	WEEE Registreringsnummer:	DE 75187910
France:	WEEE Registreringsnummer:	FR 528423
Norway:	WEEE Registreringsnummer:	NO 1022
Denmark:	WEEE Registreringsnummer:	DK xxxxxx

9.3) andre for ER-450 and ER-470 (rechargeable units)

Compliance certification for the given
12V power-supply:

(See our website for full report)




ENGLISH


European 2-Pin Plug-in top Power Supply 12vdc 12watt

The RS Pro Range of Class II 12watt AC/DC European plug-in power supplies provide 12 watts of continuous power in a compact fixed wall plug enclosure suitable for use in many general power applications.

Features:

- European Fixed AC Head
- 3 Year Warranty
- Level VI Efficiency
- CE Approved



RS Components

RoHS Konformitätserklärung

Die EU-Richtlinien 2011/65/EU und 2015/863 beschränken die Verwendung der 10 unten aufgeführten Substanzen bei der Herstellung von Elektro- und Elektronikgeräten entsprechend der in den Richtlinien festgelegten Kategorien.

Es wurde festgestellt, dass für viele Kunden die Konformität von Bauteilen wichtig ist, obwohl es kein generelles gesetzliches Verbot für die Inhaltsstoffe der Bauteile gibt.

Definition RoHS konform:

- RoHS konform bedeutet, dass das Produkt keine der verbotenen Substanzen oberhalb der Grenzwerte enthält, so wie es im Anhang I der Richtlinie vorschreibt.

Das Produkt kann bei höheren Temperaturen verarbeitet werden, so wie es beim bleifreien

Konformitätserklärung

Dieses Zertifikat bestätigt, dass das nachstehend aufgeführte Produkt den angezeigten Spezifikationen entspricht und im Rahmen unserer Verpflichtungen, gemäß dem Standard der BS EN ISO9001:2015, geprüft wurde. Es bestätigt auch – wo zutreffend – dass Produkte, die empfindlich auf Elektrostatik reagieren, entsprechend sorgfältig behandelt und verpackt wurden, gemäß den Vorschriften und technischen Bedingungen nach ANSI/ESD S 20.20:2014 und der BS EN 61340-5-1:2007 Elektrostatische Kontrollvorgabe.

Produktdetails	
RS Bestellnummer	175-3305
Beschreibung	RS PRO Steckernetzteil
	Schaltzeit 12V dc / 1A, 12W
	Geregelt
	RS PRO

HandiGood Easy-Up

Marke